

2007 School Library Media Center Report - Summary

The 531 schools who returned our survey:

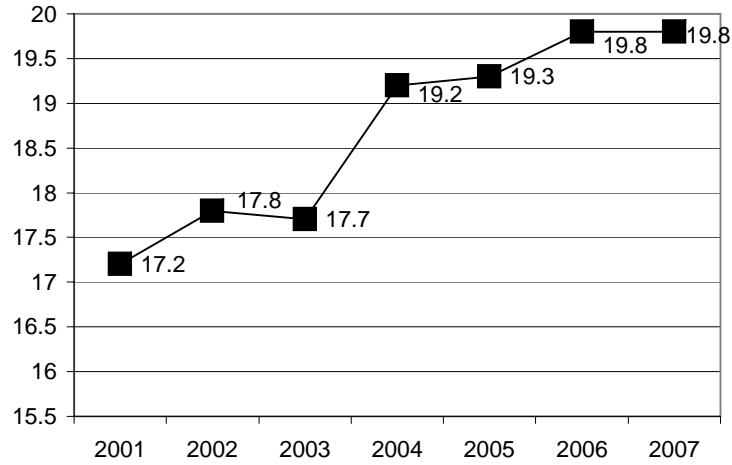
- ✎ Served 374,188 students and held 19.8 books per student.
- ✎ Employed 1,059 paid staff members, or 846.5 Full Time Equivalencies (FTE's) working 29,629 hours per week.
- ✎ 569 of the paid staff members were Certified Library Media Specialists
- ✎ Were open an average of 35.7 hours per week
- ✎ Have 10,525 computers in their library media centers, an average of 19.8 per library
- ✎ Of those computers, 10,391 accessed the internet, an average of 19.8 per library.
- ✎ Averaged \$13.95 per student on library materials
- ✎ \$4,059,598 was spent on library materials by the 400 libraries who reported expenditures.

Size of School (Number of Students)	Number of Schools	Average Number of Staff	Average Number of FTE's	Average Hours Open per Week	Average Number of Internet Computers	Average Library Materials Expenditures	Number Reporting Expenditures
0 - 249	33	1.6	0.9	29.7	9.1	\$4,442	25
250 - 499	184	1.7	1.2	33.2	11.4	\$6,420	126
500 - 749	135	1.8	1.6	36.7	20.6	\$9,356	102
750 - 999	71	2.3	1.7	37.4	24.1	\$11,020	57
1000 - 1499	73	2.4	2.1	39.2	27.8	\$16,032	64
1500 +	35	3.2	3.0	40.2	42.2	\$20,429	26

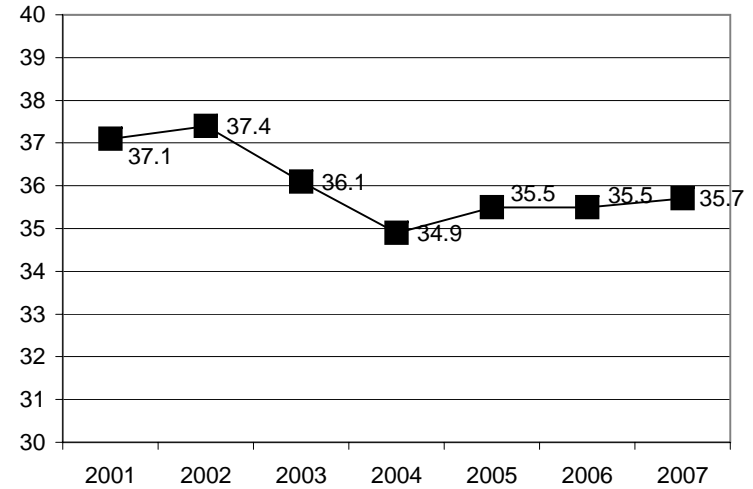
2007 School Library Media Center Report - Summary

Data Charts 2001 - 2007

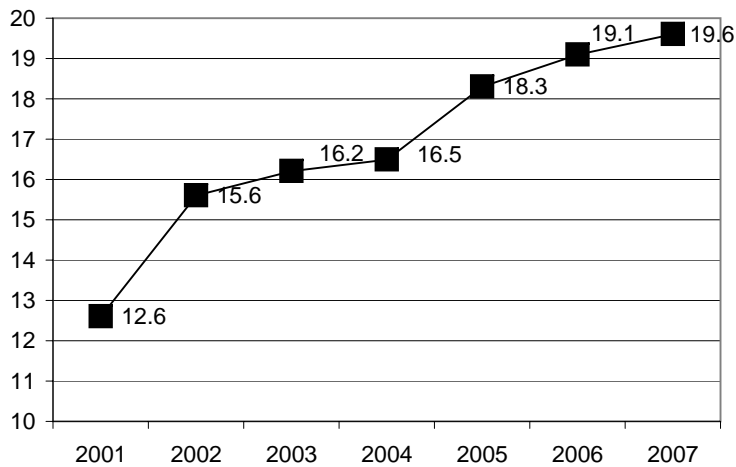
**Media Center Average Books Per Student
2001 - 2007**



**Media Center Weekly Average Hours Open
2001 - 2007**



**Media Center Average Number of PC's
Accessing the Internet 2001 - 2007**



**Media Center Average Materials
Expenditure Per Student 2001 - 2007**

